



North Carolina Mental Health & Substance Use Services Workforce Data 2024 Snapshot:

MENTAL HEALTH COUNSELORS (LICENSED CLINICAL MENTAL HEALTH COUNSELORS, ASSOCIATES, AND SUPERVISORS)

12,280
Total (LCMHCs and LCMHCAs)
Active Practice

9,205
LCMHCs
Licensed Clinical Mental Health Counselors

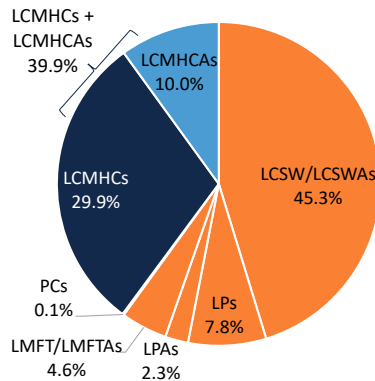
3,075
LCMHCAs
Licensed Clinical Mental Health Counselor Associates

1,470
LCMHCSs
Licensed Clinical Mental Health Counselor Supervisor

The average rate for Mental Health Counselors in-state was **11.18 per 10,000** population.

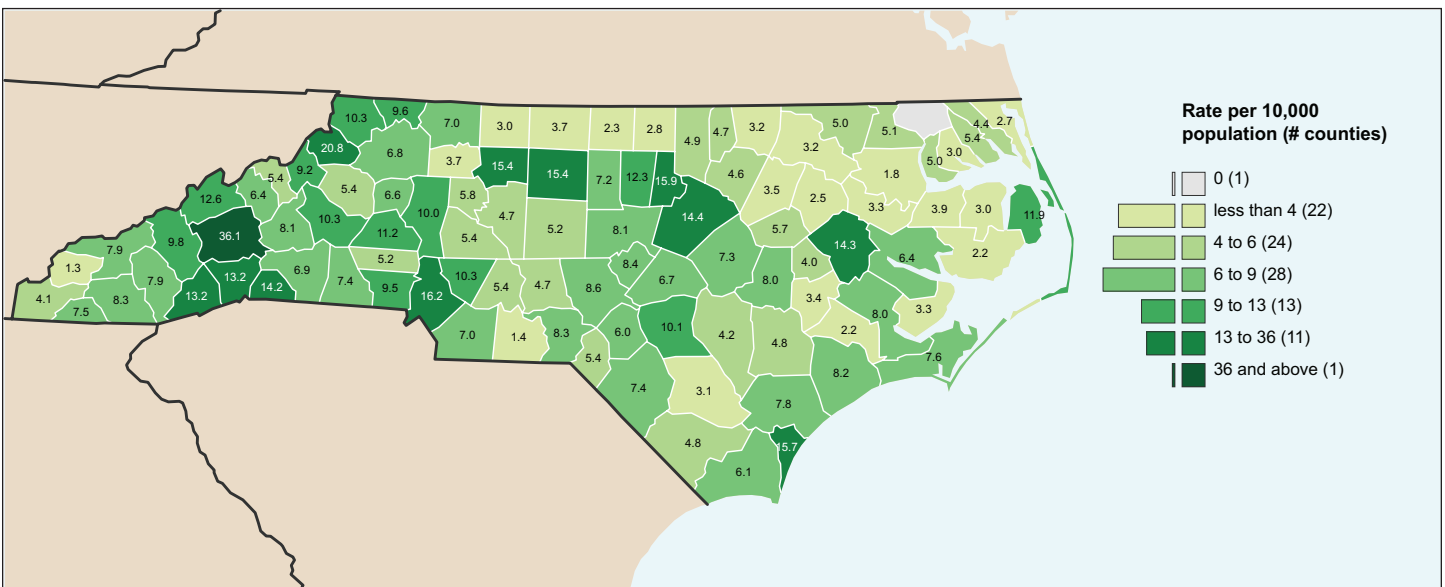
Mental Health Counselors comprised **39.9%** of the graduate-level workforce in North Carolina.

- LCMHCs: 29.9%
- LCMHCAs: 10.0%

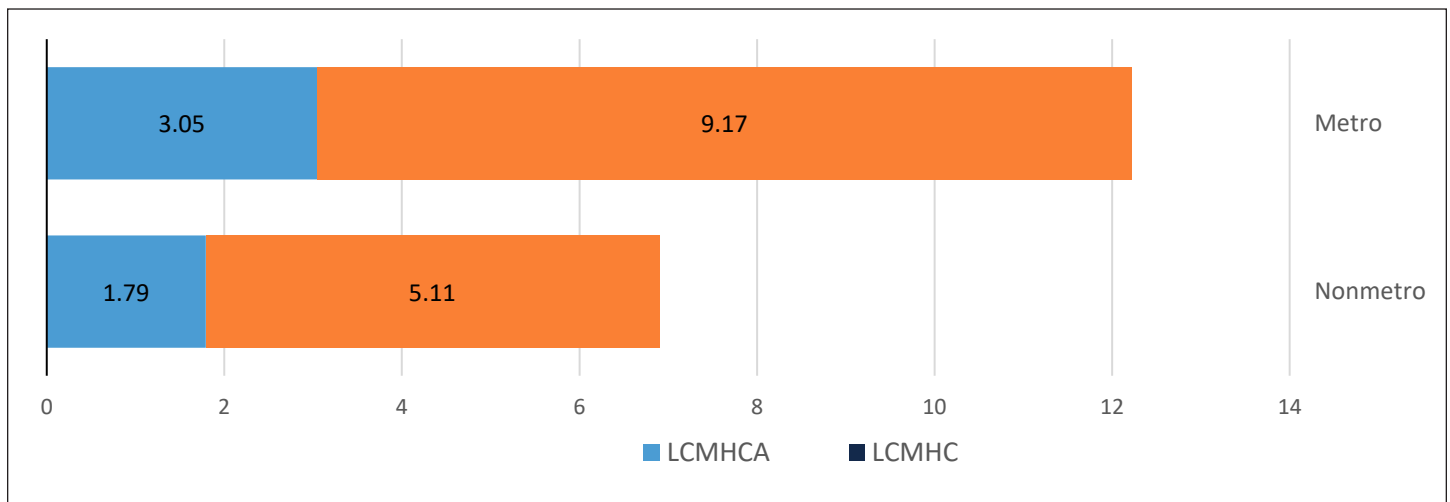


- LP = Licensed Psychologist
- LPA = Licensed Psychological Associate
- LMFT = Licensed Marriage and Family Therapist
- LMFTA = Licensed Marriage and Family Therapist Associate
- PC = Pastoral Counselor
- LCSW = Licensed Clinical Social Worker
- LCSWA = Licensed Clinical Social Worker Associate

Licensed Clinical Mental Health Counselors and Associates per 10,000 Population by County, North Carolina, 2024



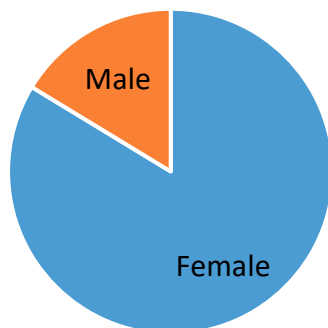
Mental Health Counselors in Metro and Nonmetro Counties by Licensure Type, 2024



Demographics

83.7% of mental health counselors identified as female in 2024.

Source: NPPES data.



LCMHCs, Associates, and Supervisors

- There were **3:1 LCMHCs to LCMHCAs** and **2:1 LCMHCs to LCMHCAs**.
- The in-state average rate per population by license type was:

LCMHCs: **8.38 per 10,000**

LCMHCA: **2.80 per 10,000**

LCMHCS: **1.34 per 10,000**

KEY TAKEAWAYS

- The state average was **11.18 LCMHC/As per 10,000 population**, with variability throughout the state.
- Most counties (85) had rates of counselors per 10,000 below the state average. 47 counties had rates less than half the state average.
- 15 counties had rates above the state average. One county had a rate of 0 counselors per 10,000.
- **Metro counties had nearly twice the rate of mental health counselors** vs nonmetro areas: 12.22 vs 6.91 per 10k.



NC DEPARTMENT OF
**HEALTH AND
HUMAN SERVICES**
Division of Mental Health,
Developmental Disabilities and
Substance Use Services

**SHEPS HEALTH
WORKFORCE NC**

This project was supported by the NC Department of Health and Human Services, Division of Mental Health, Developmental Disabilities and Substance Use Services (DMHDDSUS). The information, content and conclusions are those of the authors and should not be construed as the official position or policy of, nor should any endorsements be inferred by DMHDDSUS.

For more information, please find the full report at: <https://nchealthworkforce.unc.edu/projects/mhsu-workforce/>

